



Results Summary [Show All Pages and Questions](#)

[Export...](#)

Filter Results

To analyze a subset of your data, you can create one or more filters.

[Edit Filter...](#)

Total: 115

Visible: 105

Share Results

Your results can be shared with others, without giving access to your account.

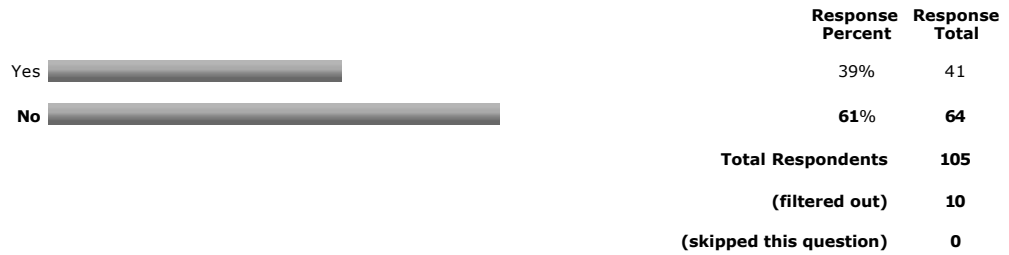
[Configure...](#)

Status: Enabled


Reports: Summary and Detail

1. Awareness

1. Have you ever heard of the term "gene doping"?



2. Click the response that comes closest to your understanding of gene doping.



3. Do you think gene doping is available today?



(filtered out) 10
 (skipped this question) 0

4. Do you think gene doping could have negative health consequences?



5. Is gene doping a reversible process?



2. Scenarios

6. Would you utilize the technology to improve your athletic performance if...

	Very Unlikely	Unlikely	Likely	Very Likely	Response Average
...gene doping was illegal and unsafe?	89% (93)	6% (6)	2% (2)	4% (4)	1.21
...gene doping was considered to be unsafe, but was legal?	65% (68)	30% (32)	4% (4)	1% (1)	1.41
...gene doping was illegal, but considered safe?	62% (65)	26% (27)	9% (9)	4% (4)	1.54
...gene doping was legal and considered safe?	27% (28)	24% (25)	28% (29)	22% (23)	2.45
Total Respondents					105
(filtered out)					3
(skipped this question)					7

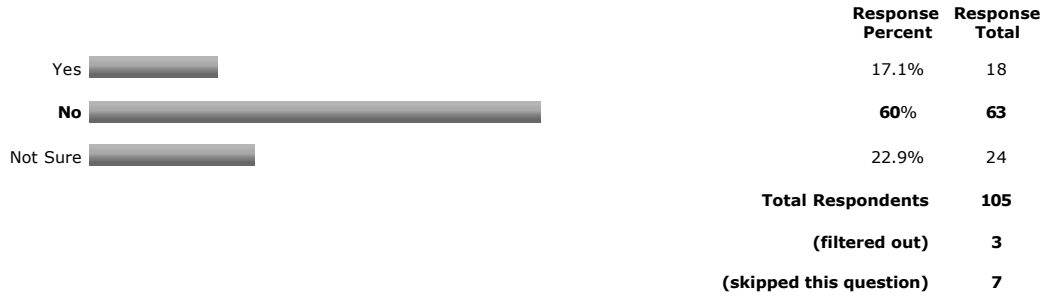
7. Would you try an illegal athletic enhancement procedure if it was undetectable and unpunishable?



Total Respondents	105
(filtered out)	3
(skipped this question)	7

3. Scenarios

8. In your opinion, is there an ethical difference between gene doping and steroid use?



9. Do you consider gene doping to be cheating?



4. Scenarios

10. Rank the top three items you believe would be most affected by gene doping.

	Most Affected	Second-Most Affected	Third-Most Affected	Response Average
Sportsmanship	21% (9)	23% (10)	56% (24)	2.35
Competitive spirit	20% (10)	20% (10)	59% (29)	2.39
Personal sense of achievement	28% (21)	51% (39)	21% (16)	1.93
Integrity of the sport	58% (53)	33% (30)	9% (8)	1.51
Equal access to the procedure	21% (9)	36% (15)	43% (18)	2.21
Fan interest	21% (3)	7% (1)	71% (10)	2.50
Total Respondents	105			
(filtered out)	0			
(skipped this question)	10			

11. Rank the top three items you consider to be the most important issues raised by gene doping to enhance athletic performance.

	Most Important	Second-Most Important	Third-Most Important	Response
--	-----------------------	------------------------------	-----------------------------	-----------------

				Average
Unknown risk of the treatment	69% (48)	11% (8)	20% (14)	1.51
Erosion of national values	29% (8)	50% (14)	21% (6)	1.93
Cost of the procedure	0% (0)	38% (3)	62% (5)	2.63
Detection risk	8% (1)	42% (5)	50% (6)	2.42
Increased sense of self	11% (1)	44% (4)	44% (4)	2.33
Opportunity to achieve a higher level of competition	20% (5)	24% (6)	56% (14)	2.36
Harms done to other athletes in competition	21% (9)	42% (18)	37% (16)	2.16
Gain in scientific knowledge	22% (2)	67% (6)	11% (1)	1.89
Loss of public trust in sport	16% (6)	32% (12)	51% (19)	2.35
Performance advantage	34% (25)	39% (29)	27% (20)	1.93
			Total Respondents	105
			(filtered out)	0
			(skipped this question)	10

5. Scenarios

12. Death at 5 years after treatment?



13. Death at 10 years after treatment?



7. Demographics

14. Gender








Male		39%	41
		Total Respondents	105
		(filtered out)	0
		(skipped this question)	10

15. Age

		Response Percent	Response Total
Under 18		1.9%	2
18 to 24		96.2%	101
25 to 34		0%	0
35 to 44		1.9%	2
45 to 54		0%	0
55+		0%	0
		Total Respondents	105
		(filtered out)	0
		(skipped this question)	10

16. Race

		Response Percent	Response Total
American Indian or Alaska Native		1%	1
Asian Indian		1%	1
Black, African American, or Negro		9.5%	10
Chinese		0%	0
Filipino		1.9%	2
Guamanian or Chamorro		0%	0
Japanese		1.9%	2
Korean		1%	1
Native Hawaiian		0%	0
Other Asian		0%	0
Other Pacific Islander (please specify)		0%	0
Samoan		0%	0
Vietnamese		0%	0
White		74.3%	78
View Other (please specify)		9.5%	10
		Total Respondents	105
		(filtered out)	0
		(skipped this question)	10

17. Class Standing

	Response Percent	Response Total
Fr	40%	42
So	21%	22
Jr	15.2%	16
Sr	21%	22
Grad	1.9%	2
Staff	0%	0
No school affiliation	1%	1
Unclassifiable	0%	0
Total Respondents	105	
(filtered out)	0	
(skipped this question)	10	

18. Which is your *primary* sport?

	Response Percent	Response Total
Alpine skiing	0%	0
Baseball	0%	0
Basketball	9.5%	10
Crew	0%	0
Cross Country	10.5%	11
Diving	0%	0
Fencing	0%	0
Football	16.2%	17
Golf	4.8%	5
Gymnastics	0%	0
Ice hockey	0%	0
Indoor Track	2.9%	3
Nordic skiing	0%	0
Outdoor track	17.1%	18
Soccer	2.9%	3
Softball	12.4%	13
Swimming	0%	0
Volleyball	8.6%	9
Water polo	0%	0
Wrestling	10.5%	11
View Other (please specify)	4.8%	5
Total Respondents	105	
(filtered out)	0	
(skipped this question)	10	

19. What is the probability that you will become a professional athlete?



20. Where do you currently go to college or university?

<input type="button" value="View"/>	Total Respondents	20
	(filtered out)	0
	(skipped this question)	95

[SurveyMonkey is Hiring!](#) | [Privacy Statement](#) | [Contact Us](#) | [Logout](#)

Copyright ©1999-2006 SurveyMonkey.com. All Rights Reserved.
 No portion of this site may be copied without the express written consent of SurveyMonkey.com.